

**VOW  
I DID NOT KNOW  
THAT!!**



**ITMagazine**

**NEWS**

**9 June 2019**

# OMNIBUS#3

IT@NWU: ACTUALITY

TAKE NOTE

- 03-08 DHET Grant: Keeping residences safe
- 09-12 Gartner: Free Subscription
- 13-14 Securing Mobile Devices
- 15-18 NWUWIFI have more to offer than nwu-guest WIFI

CONTENT

”  
Safety is  
priority in  
student  
residences  
“



Director of IT-Electronic Services  
**Danie Stoop**

● The Department of Higher Education and Training (DHET) allocated money to the NWU for the installation of fire alarms in residences that requires it. Mr Danie Stoop , Director of IT-Electronic Services shared some parts of the process surrounding fire alarms, with us.

## ● BACKGROUND

“The NWU applied to the Department of Higher Education for funding to install such systems in the interest of safety of our students. We are very happy that our request was granted.”

### Why the money come in handy

When the University upgrades residences, the renovation costs is quite hefty, often resulting in indefinitely postponing the installation of a fire alarm. The costs of a residences fire alarm depend on legislation; it has to comply to the SANS10139 standard which can become very expensive in some buildings.

**Residences like Karlien or Heide's fire alarm can easily amount to R1,2 million per residency. The main expense is sensors that is installed in various risk areas:**

- in each dorm room,
- passages,
- kitchens
- staircases

Wherever a dense population of people are found, several risks exist. In quite a few residences a risk related to the early detection of fire, was found.

**The South African National Standard, SANS 10139 guidelines stipulates specifically:**

1. Where to place the sensors
2. What the allowed radius of detection of each sensor is
3. The loudness of the sirens, expressed in decibel in order to reach each person
4. How many manual call points should be installed within certain distances from exits



## W E L C O M E

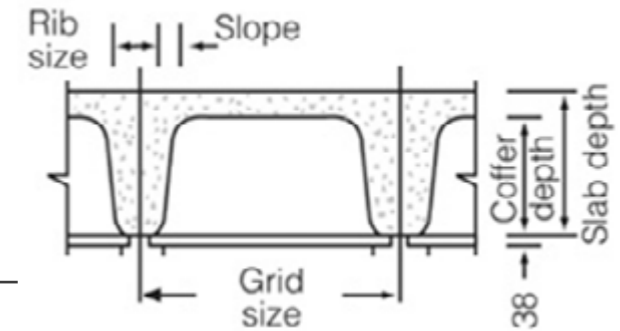
As welcome as the grant is, it pushed our workload into overdrive. Due to limited staff capacity and base workload, we are in the process of finding suitable professional service providers, to join forces with us in tackling the additional work.

# PLAN OF ACTION

- 1** The normal route for students on PC when work is done in a residence, is to evacuate and take temporary residence in Kom-En-Gaan. To give a bit of background, such a macro upgrade takes about 6 months per residence and we have in excess of 25 residencies at Potchefstroom campus alone. If we follow the normal route, it will take us 12 or more years to complete the fire alarm installations only on this one campus - and there are two more campuses on which to provide equitable service in this regard.
- 2** This is definitely not going to work out well, especially given the tight 2-year timeline that remains of the R35m DHET grant. While the clock is ticking, we have decided to pluck some low-hanging fruit by installing fire alarms in residences that are currently being upgraded.
- 3** For the rest of the residences, we will have to install the fire alarms in a live situation, i.e. whilst the residency is occupied. This will call for special procedures from our side and some sacrifices from the residents.

# Determining the type of fire alarm

- Buildings classifications are done by a Health and Safety officer on a scientific basis, according to SANS10400 part A and T standards, which determines which type of fire alarm is needed.
- It must be noted that not all residences require a fire alarm according to the standards, and the type of fire alarm (manual call point, L1, L2 or P1 or P2) will vary from one building layout to the next.
- After determining the category, a fire detection designer, level 5 certified with SAQCC Fire, will design the installation. Designs are then delivered by computer-aided drafting (CAD) software and bills of quantities required of various components.



*If the coffers depths are deeper than 500 mm, each inverted coffer is supplied with an individual smoke detector. However, if the coffers depths are shallower than 500mm, a smoke detector can be installed on the normal radius concept, hugely saving on the amount of detectors. This is the reason why it is so important for the designer to inspect each building beforehand. After the design has been finalised, we find a suitable installer by means of the standard NWU tender process.*

## INTERESTING THINGS TO take into account

In order to be more efficient in terms of the size of projects that installers can handle, cost of setting up site etc., we have to determine beforehand which residences must be grouped together to distribute the work equitably, yet meet the time limit. The appointed professional consultants will play a pivotal role in advising us on a good plan of action.

Apart from the flooring considerations, fire detection is installed in each room and communications wiring follows a continuous path from one sensor to the next. You have to cross the passage to the next room – back and forth, as you would “lace your shoe”. Standards require that the end of the communications cable should go back to the panel via a different route, to be less vulnerable. The communications cable itself is specially designed to be fire retardant for 120 minutes, hence called FR120 cable. Steel piping must support the cable or alternatively steel saddles every 500mm, so as not to create a hazard by hanging from the ceiling in escape routes.

As the reader realises by now, such a venture needs in-depth planning and a well-coordinated team to execute in two years!

## What will be the benefit of these projects to NWU students –once they are up and running?

**1**

Safety – absolutely the student’s safety. If you get an early warning of fire, you can evacuate the residence in time and avoid the danger of a stampede or worse.

**2**

In order to guarantee your safety, these fire alarm signals are relayed to Protection services via radio signals.

**3**

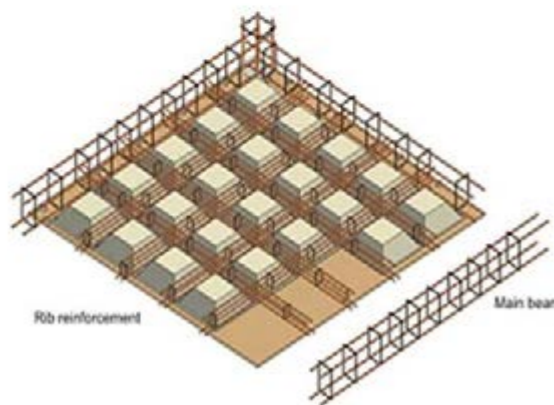
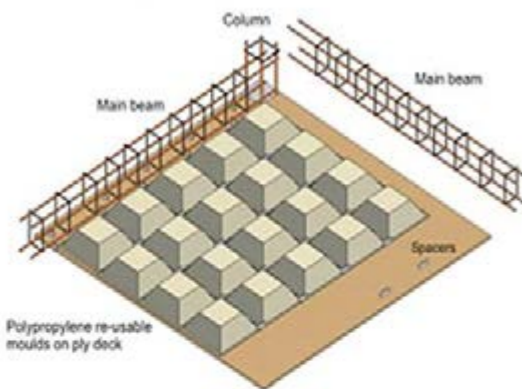
Whenever a fire alarm is triggered, Protection Services are notified. They can then assist in the orderly evacuation of a residence if needed.

**4**

It is imperative that students do not tamper with fire alarms, as it is installed for their own safety. Anyone that sees a fire alarm which is out of order, has the moral duty to report it. Your report can potentially save numerous lives! .

### TYPE OF WAFFLE FLOOR SLAB

**A waffle floor (two-way spanning floor)**  
*(Steel has been simplified for clarity)*



Coffer slabs are often used to construct large two-dimensional spanning floors, as is found in residencies. They have the capability of simultaneously saving on material and weight, whilst being strong enough to carry enormous loads. The following depict a cut-through view of such a floor segment.

## Client Testimonial

Shared at Gartner HE Forum by

### Chief Director IT

Boeta Pretorius

25-26 March



Radisson Blu, Sandton  
Johannesburg



**Pieter Enslin**

Director: Architecture & Middleware Support (ARC)

**Click to listen to his testimonial on CEB**

Alternatively find more info on page 3

# Gartner HE Forum

## meet the team



From left to right: April Moul, Isabelle Gardner, Paul Saunders (Sr Director Analyst), Boeta Pretorius (Chief Director IT NWU), Tsuneo Fujiwara (VP Analyst), Wam Voster (Sr Director Analyst), Charlotte Palmer, Robert Yanckello, Dounia Haitoul

### Key insights into why Boeta says he is a Gartner client



IT can MAKE or BREAK a University! We make transformative decisions running into 100's of millions of rands.



Gartner help me to make quality and informed decisions  
And therefore reduce risk to BREAK the University so I can focus on:  
MAKING, DIRECTING, TRANSFORMING, OPTIMIZING



Save money! Example – contract negotiation. Already saved R250k on one contract and possible saving of R2.5M in 2020.  
This is one of many contracts!!!



Stay connected – to thousands of Gartner analysts and over 60,000 peers who can help you with concerns, decisions, direction, etc.



Professional development of myself, my staff, students and University staff



Saving time – by using Toolkits, Templates, etc

## Did you see these posters on your Campus?

More reasons for being a Gartner Client



Access to students and staff – students and staff have access to over 100,000 research documents.



Marketing started 2 weeks ago (see poster)  
Currently 60+ users from students, to Academics, Researchers, Admin Staff and IT



Click to find out more

## Key Take-Aways

### Why I'm here?

"Share my experience as a Gartner client"

### What services do I use?

"Show you which Gartner services we use and the potential outcomes"

### Why am I a Gartner client?

"and what value Gartner brings to the table"

### Showcase the evidence

"How Gartner supports staff and students at NWU"

## MORE ON CEB

Gartner decided to acquire Corporate Executive Board (CEB) to leverage an expanded scope of operations and a larger market opportunity.

- Corporate Executive Board provides insight and actionable solutions to drive corporate performance.
- The Company equips senior executives and their teams with insight and actionable solutions to drive corporate performance. It also provides data analysis, research, and advisory services

## Where to find more info

The research and advisory methodologies are based on years of experience observing trends and scientifically mapping technology's progress against true delivery. The success lies in distilling large volumes of data into clear, precise, actionable insights and advice that enable you to formulate plans or make difficult decisions with higher levels of confidence.

Click to see how it works



Click for free subscription



# Securing mobile devices



Mobile devices have become one of the primary ways we communicate and interact with each other. The power of a computer is now at our fingertips, allowing us to bank, shop, view medical history, attend to work remotely, and communicate virtually anywhere. With all these convenient features come added risks.



## Here are some tips to protect your devices and your personal information:



Make it difficult for criminals. In a thief's mind, easy access = easy pickings. So when you're in public, keep your device out of sight when you're not using it. You also want to avoid unsafe hiding places, such as your back pocket or handbag. When you're using your device, keep a tight grip: hold it with both hands, spacing your fingers out or weaving them together.



Secure those devices and backup data! Make sure that you can remotely lock or wipe each mobile device. That also means backing up data on each device in case you need to use the remote wipe function.



Verify app permissions. Don't forget to review app specifications and privacy permissions before installing it!



Update operating systems. Security fixes or patches for mobile devices' operating systems are often included in these updates.



Be cautious of public Wi-Fi hot spots. Avoid financial or other sensitive transactions while connected to public Wi-Fi hot spots.



Password-protect your devices. Give yourself more time to protect your data and remote wipe your device if it's lost or stolen by enabling passwords, PINs, fingerprint scans, or other forms of authentication.



Set a unique ringtone on your phone. Criminals have been known to set off a popular default ringtone, then watch people pull their phones out to check if it's their phone ringing. They then know where people are keeping their phones, which makes it easier to pickpocket them.



Get the hardware details. Nobody likes paperwork, but police reports need a lot of detail. So, make a note of your device's serial number and model number. Also note its MAC address and computer name. In the case of mobile phones, also take down your phone's IMEI number. This info can also be useful for tracking purposes.

# NWUWIFI

“Why should staff use NWUWIFI, rather than nwu-guest Wi-Fi?”



Have you ever been confronted with the question: “What is the difference between nwu-guest and NWUWIFI?” or “Why can’t I use nwu-guest instead of NWUWIFI? If these nagging questions have kept you up at night... the following explanation might just clear the lingering mystery...

When on campus the Wi-Fi options available to you are:

- NWUWIFI (Staff and Students)
- nwu-guest (only for guests without NWU credentials, staying for a limited time)
- Eduroam (internet access for participating visiting universities’ students and staff, to be used with the domain address of their respective home university, if you are visiting a different university with access to Eduroam then you need to use the credentials as follows:
  1. Username: [12345678@nwu.ac.za](mailto:12345678@nwu.ac.za)
  2. Password: NWU CAS Password (same as GroupWise and eFundi)

What are the advantages of connecting to NWUWIFI?

NWUWIFI will provide access to all the network services needed to complete your daily tasks.

This will include:

- GroupWise
- Network printing
- Network drives

Basically this is the standard NWU network, being offered over Wi-Fi.

With nwu-guest, network services (GroupWise and network printing) will not be available.

NWU guest was not designed to support large numbers of users.

By exceeding that number, it is not possible to supply our guest with connectivity and the more people connected, the more nwu-guest will become unstable. It is also not as secure as NWUWIFI, which in short means a bigger risk of malware infection

Click your campus to view the Wi-Fi coverage map

- Mafikeng
- Potchefstroom
- Vaal Triangle

Did you know?

NWUWIFI is the “Biggest Enterprise Educational Wi-Fi” with the most concurrent users in SA





# “If I battle to connect to NWUWIFI, what can I do?”

If the above sounds like a typical scenario...  
Apply the pointers, below

1. Is your Network password still active – remember the password expires every 90 days.
2. Make sure your anti-virus (MSE or MS Defender) is up to date.
3. For the latest driver updates – visit your local IT Service Desk.
4. You can check for malware – We have found various malware (e.g DNS-unlocker) it may causes issues.
5. Check the signal strength – the more bars visible, the better. If you are on the outer reaches of the signal area it will cause a lot of frustration for both you and the people connected to that specific area.
6. Is the area crowded? Wi-Fi is a shared medium, meaning a lot of users around you might strain the connections available and lead to instability, using an area less crowded, but with the same signal strength will help with stability and internet speed.
7. If you see a certificate notification, when trying to connect to NWU network/WIFI please select TRUST/CONTINUE anyway.
8. If you experience problems - please select to forget the NWUWIFI profile and redo setup from scratch.

## USEFUL HINTS

Service	Who may use this service?	What is required?	How do I login?	What can be accessed?	What is excluded?
<b>NWUWIFI</b>	Staff Students	FortiNac <i>(Not necessary for Linux)</i> Updated anti-virus <i>(Not necessary for Mobile devices, Mac's or Linux)</i>	University ID  Network Password  Correctly set-up NWUWIFI profile <i>(click to access file)</i>	GroupWise Network print Internet Network drives	None
<b>Nwu-guest</b>	Guests	A working Wi-Fi card	The hosting department will supply the credentials	Internet	Network print Network drives
<b>Eduroam</b>	Members of participating universities, both staff and students	When visiting the participating eduroam institution, search for the eduroam SSID in the Wi-Fi list	Sign-in with your NWU-number@nwu.ac.za (e.g 12345678@nwu.ac.za) and your Network password.	Internet GroupWise	Network print

### Need More Help?

Should you experience an IT related problem contact your campus IT Service Desk.



<https://ithelp.nwu.ac.za>



<http://services.nwu.ac.za/information-technology/contact-it>



[talk2IT@nwu.ac.za](mailto:talk2IT@nwu.ac.za)