IT@NWU: Too many passwords?

See how to remove the multiple users listed on my device.

How should I fix this?



Select "Start" -> click on "User"

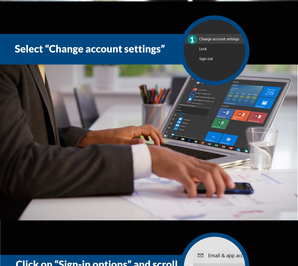

Select "Change account settings"

Click on "Sign-in options" and scroll down to Privacy group

Switch the "Use sign-in info...." off

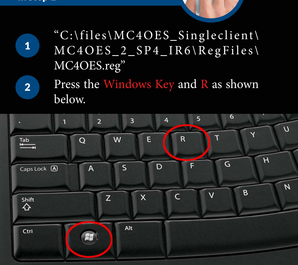

Copy the text as given below in step 1



1. "C:\files\MC4OES_Singleclient\MC4OES_2_SP4_IR6\RegFiles\MC4OES.reg"
2. Press the Windows Key and R as shown below.

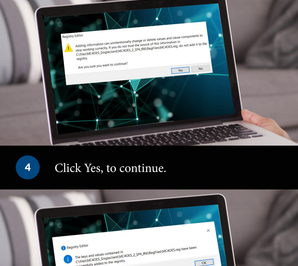

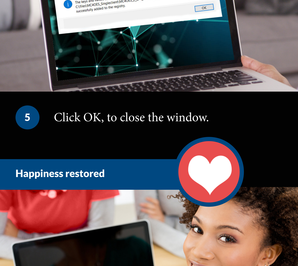

3. Paste the copied text in the "Run" window and click OK.

4. Click Yes, to continue.

5. Click OK, to close the window.

Happiness restored

Need more help?

Contact your campus IT Service Desk

Mahikeng
(018) 389 2013/4
(018) 389 2424

Potchefstroom
(018) 299 2700

Vaal triangle
(016) 910 3024/8

Alternatively log on IT-Help