

eFundi Tutorial: NEWS



The News tool uses RSS (a data format used to syndicate news on the web) to bring dynamic news to your site. It allows continuously updated content from a remote news site to appear in another web site.

To set up your site to display news, the instructor or site owner must specify a URL pointing to an RSS news feed. You can find RSS feeds by using an internet search engine (e.g., Google or Yahoo). You can usually identify an RSS feed by the .xml or .rss in the URL (e.g., <http://www.nytimes.com/services/xml/rss/nyt/Movies.xml> or http://rss.cnn.com/rss/cnn_topstories.rss).

In addition to news, some web sites use the RSS format for information that is updated often, such as blogs, event listings, or the revision history of a book. Site owners can add more than one news feed when setting up the site or at a later time via **Manage Tools** in **Site Info**.

Index

[How do I add a News tool?](#)

[How do I edit the News tool?](#)

[How do I delete a News tool?](#)

[Need help?](#)

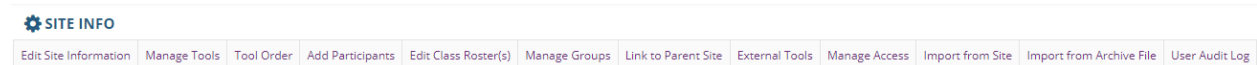
How do I add a News tool?

[Back to Index](#)

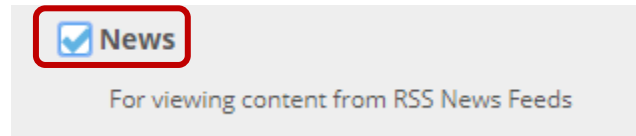
Select the **Site Info** tool from the **Tool Menu** of your site.



Click on **Manage Tools**.



Select the **News** tool.



Click on **Continue**.



Enter a **Title** for the news feed and paste or type in a news feed URL. If you want to add more than one news feed, you can do so by clicking on the **More News Tools?** drop-down menu. Click on **Continue** to save your settings and then click on **Finish**.

SITE INFO

Customize tool instances

You can make configuration adjustments later using the configuration capabilities for each tool.

News

Title

(Suggested length 15 char.)

URL Channel

More News Tools?

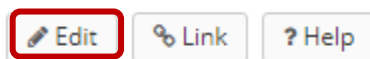
How do I edit the News tool?

[Back to Index](#)

Select then **News** item from the **Tool Menu** of your site.



Click **Edit** in the top-right hand corner of the screen.



Edit your news tool. Click on **Save configuration** to save the changes that you made.

SABC NEWS

Enter the tool title:

Max items to display:

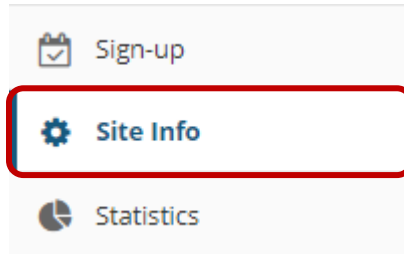
Enter the RSS feed URL:

Save configuration [Cancel](#)

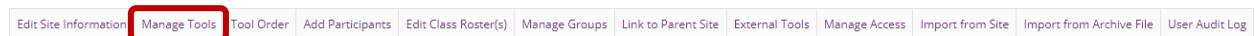
How do I delete a News tool?

[Back to Index](#)

Select the **Site Info** tool from the **Tool Menu** of your site.



Click on **Manage Tools**.



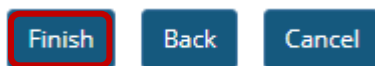
De-select the checkbox next to the News tool that you want to remove.



Click on **Continue**.



Next, click on **Finish** to complete the tool removal.



Need help?

[Back to Index](#)

You can make use of the Sakai based Help resources available on all eFundi sites, or contact your site of delivery eFundi Support Desk.

OR: Please attend eFundi training or stop by during office hours for additional help.

eFundi Support Desk:

Mafikeng

E-mail: 25967878@nwu.ac.za

Tel.: 018 389 2447

Office: ADC Building, Block D,
Office G80

Potchefstroom

E-mail: EFUNDI-PC@nwu.ac.za

Tel.: 018 285 2295

Office: Building E8, Room 107A

Vaal Triangle

E-mail:

VTC-EFUNDISTAFF@nwu.ac.za

Tel.: 016 910 3317/8

Office: Building 13, room SL313